



**NORTHUMBRIA
POLICE & CRIME
COMMISSIONER**

violence
reduction
unit

NORTHUMBRIA SERIOUS VIOLENCE STRATEGIC NEEDS ASSESSMENT

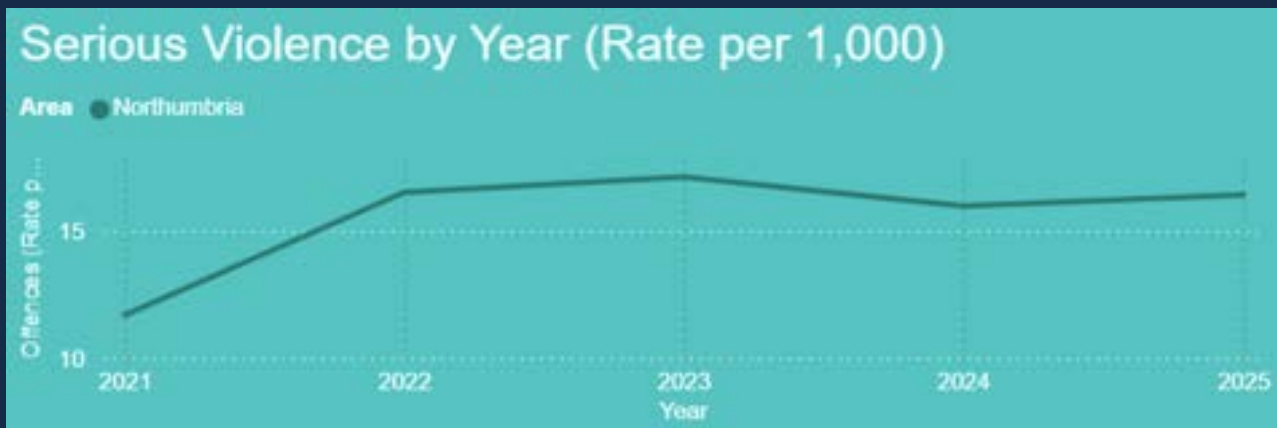
Executive Summary 2025/26



EXECUTIVE SUMMARY

Whilst tackling serious violence will not happen overnight and requires commitment from all partners across Northumbria, we have witnessed some positive reductions in areas of high serious violence during 2025.

Serious violent crime has seen small increases in both the levels of serious violence and knife crime during 2025, although the rates of offences per 1,000 are lower than those seen post-covid.



Levels of serious violence increased by almost 3% in Northumbria, an increase of 633 offences. A decrease was seen in Northumberland local authority area, with small increases in the other local authority areas.

Rates of violence in Northumbria (27.4 per 1,000) are below those seen in the North East (29.1), and still slightly above England (26.7).

Offences of violence occur in areas of higher deprivation being predominantly IMD 1-3 (66.3%), with few offences occurring beyond IMD 7.

The costs associated with serious violent crime shows a slight **decrease of 3.5%** in 2025, along with a reduction in the cost per resident. Violence with injury (assault with injury) is the most cost due the number of offences. This will likely also be one the largest cost that is also, due to its nature, mitigated to other areas such as hospital and ambulance services also.



There has been a **reduction in the levels of homicides in 2025, decreasing by 13.3%** following static levels in 2024.



A breakdown of serious violence offences shows **reductions in robberies of a person (20.6%), and assault with injury offences (3%).**

Whilst personal robberies decreased, business robberies have shown a year and year increase of 96%.

The majority of offences were located in city centre areas. This is likely due to both the higher density of commercial shopping areas as well as the night-time economy also in these areas leading to increased population density and movement in these areas. This is evident in the higher proportions of retail and personal robberies observed in these areas.



Perpetrators of violence are likely to be male (70%) primarily aged between 35-39 years old (14.3%), and white British ethnicity (91.2%).



You're more likely to be a victim of violence if you're female (60%), and aged between 30-39 years old (20%), and white British ethnicity (79%).

As highlighted in previous years almost a **third of offences of serious violence in Northumbria was domestic related**, with 6,456 offences. **Offences of Violence Against Women's and Girls accounted for 40% off all crime** during 2025, with 75% of those victims aged over 25 years old.

Levels of offences involving a knife have also increased during 2025, with an 8% increase (83 offences). With a reductions witnessed in Northumberland and Newcastle local authority areas. And **possession of knife offences decreased by 7% (43 offences)**, with 566 offences during 2025.



A breakdown of knife enabled offences shows **reductions in sexual offences (66.7%), and robberies of a person (19.2%)**. Knife related offences only makes a small proportion of serious violence offences but highly prevalent in assault with injury suggesting potentially more serious injuries occurring. 66% of assaults with injury now involving a knife.

In Northumbria you're more likely to be a victim of a Knife Enabled offence if you're aged over 25 years, with two-thirds of all offences in 2025. With half of all offenders aged between 25-35 years old.

We have seen a **small increase of 17 hospital admissions due to a sharp object** during the current financial year to date (April – December 2025) when compared to the same period in 2024, reflective of the small increase in offences. We have also seen a **small increase in the hospital admissions due to an assault** during the current FYTD, increasing by 39 admissions.

Ambulance callouts for violence have remained similar over time. The peak of these callouts are also seen to occur during the periods of night time economy.

Deprivation is a significant problem in Northumbria, impacted further by the current cost of living crisis, and leads to higher levels of violent offences in neighbourhoods with the highest levels of deprivation. It is also one of the leading causes of inequalities in the UK. This can leave young people more vulnerable to childhood adversity, poor mental health, and the risk of becoming a

victim or perpetrator of violence. Northumbria has some of the most deprived areas in England, with all six local authority areas having high numbers of deprived LSOAs. With rates of unemployment are higher in Northumbria (25.9 per 1,000) in comparison to both England (24.6) and the North East (23.7) respectively.

Substance misuse, both alcohol and drugs, is a key driver of violence in Northumbria, most commonly observed in more deprived areas. The use of illegal substances as well as alcohol dependency (and likely problematic alcohol) have both increased in the force area. Those entering treatment and successfully completing treatment has increased. Drug related offences have constantly remained below the northeast and England.



GATESHEAD

The number of serious violence offences has decreased since a peak observed in 2023 in Gateshead (17.0 per 1,000), with a rate of 15.9 per 1,000 during 2025.



The proportion of offences involving or relating to a knife has been observed to increase in Gateshead up to 2024 but has **decreased in 2025** (down from 6.7% of serious violence offences to 6.5%).

Youth related serious violence (where suspects were aged 18 and below) has also decreased in Gateshead, observed across all aged groups (5-9, 10-14, and 15-18).

Levels of offences involving a knife have also increased during 2025, with an 7.4% increase (12 offences).

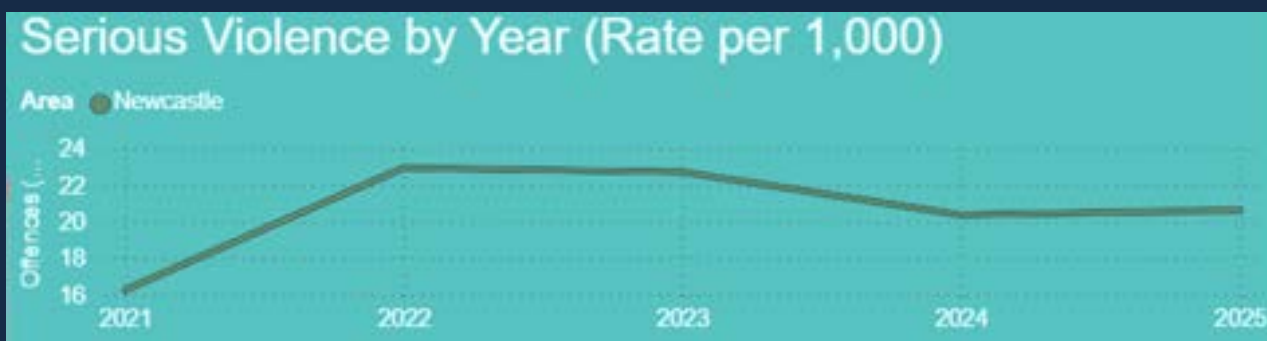
The **total cost of crime for Gateshead in 2025 was £93.41m**. This is **4.3% reduction** compared to 2024. This is equivalent to £460.70 per person in Gateshead.

The suspects of serious violence in Gateshead are predominantly males (70.3%), aged 35-39 (14.9%) and of British ethnicity (93.6%), with victims of serious violence in contrast, predominantly female (63%), aged 30-34 (12.7% though nearly the same as 35-39 at 12.6%), and white European (82%, including British/white British).



NEWCASTLE

The number of **serious violence offences has decreased** since a peak observed in 2022 in Newcastle (23.0 per 1,000), with a rate of 20.6 per 1,000 during 2025.



The proportion of offences involving or relating to a knife has been observed to increase in Newcastle up to 2024 but has **decreased in the 2025** period (down from 6.4% of serious violence offences to 6.0%).

Youth related serious violence (where suspects were aged 18 and below) has also increased in Newcastle for the most recent period (prior decreased from 2023 to 2024). This has been observed across all aged groups (5-9, 10-14, and 15-18).

Levels of offences involving a knife decreased during 2025, with an 1.9% decrease (6 offences).

The **total cost of crime for Newcastle in 2025 was £172.55**, this is **3.8% reduction** compared to 2024. This is equivalent to £538.19 per person in Newcastle.

The suspects of serious violence in Newcastle are predominantly males (71.9%), aged 30-34 (14.8%) and of British ethnicity (83.7%). Victims of serious violence in contrast are predominantly female (57.9%), aged 20-24 (13.3% likely due to the younger student population), and white European (72.5%, this includes British/white British).



NORTH TYNESIDE

The number of **serious violence offences** has increased since 2021. For the 2025 period this is now 14.5 per 1,000.



The proportion of offences involving or relating to a knife has been observed to increase in North Tyneside up to 2024 but has **decreased in the 2025 period** (down from 5.9% of serious violence offences to 5.6%).

Youth related serious violence (where suspects were aged 18 and below) has also decreased in North Tyneside across nearly all age groups. The exception has been an increase in those aged 5-9 identified as suspects since 2023 (up from 2.1 per 1,000 to 3.9 per 1,000).

Levels of offences involving a knife remained static during 2025, with no change (136 total offences).

The **total cost of crime for North Tyneside in 2025 was £80.59m**, this is **3.1% reduction** compared to 2024. This is equivalent to £374.78 per person in North Tyneside.

The suspects of serious violence in North Tyneside are predominantly males (68.5%), aged 35-39 (14.3%) and of British ethnicity (95.1%). The victims of serious violence in contrast to suspects are predominantly female (64%), aged 30-34 and 35-39 (12.9% equally), and white European (81.6%, this includes British/white British).



NORTHUMBERLAND

The number of **serious violence offences** has **decreased** since a peak observed in 2023 in Northumberland (13.4 per 1,000).



The proportion of offences involving or relating to a knife has been observed to increase in Northumberland up to 2024 but has **decreased in 2025** (down from 4.4% of serious violence offences to 4.3%).

Youth related serious violence (where suspects were aged 18 and below) has also decreased in Northumberland across nearly all age groups. The exception has been an increase in those aged 5-9 identified as suspects since 2021 (up from 1.7 per 1,000 to 5.3 per 1,000).

Levels of offences involving a knife decreased during 2025, with an 8.2% decrease (12 offences).

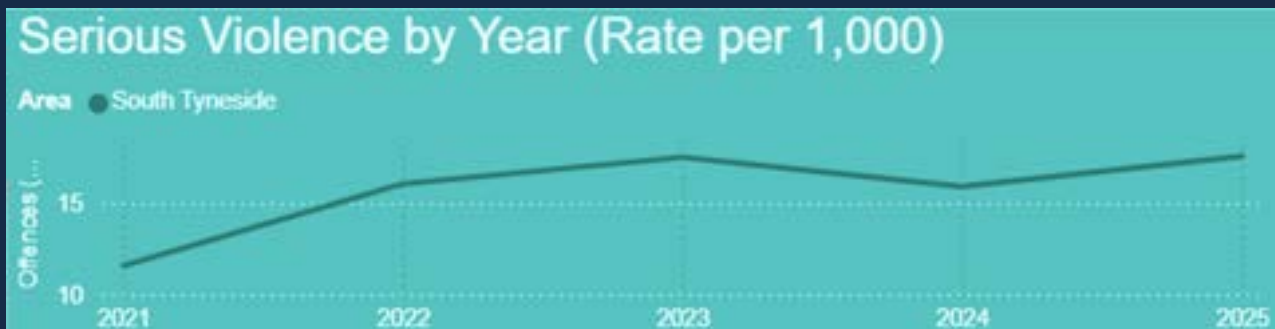
The total cost of crime for Northumberland in 2025 was £107,10m, this is 7.3% reduction compared to 2024. This is equivalent to £323.14 per person in Northumberland.

The suspects of serious violence in Northumberland are predominantly males (69%), aged 30-34 (12.8%) and of British ethnicity (96.7%). Whilst victims of serious violence in contrast are predominantly female (62%), aged 60+ (11.7%). This is closely followed by those aged 30-34 (11.1%). White European (80.4%, this includes British/white British) were also the most common ethnicity recorded.



SOUTH TYNESIDE

The number of **serious violence offences** has **increased slightly** since a peak observed in 2023 in South Tyneside (17.5 per 1,000).



The proportion of offences involving or relating to a knife has been **observed to increase** in South Tyneside up to 2025 (up from 4.8% of serious violence in 2021 to 7.1%).

Youth related serious violence (where suspects were aged 18 and below) has **decreased** in South Tyneside across nearly all age groups. The exception has been an increase in those aged 10-14 identified as suspects since 2021 (up from 20.9 per 1,000 to 37.1 per 1,000 in 2025).

Levels of offences involving a knife have increased during 2025, with an 45% increase (47 offences).

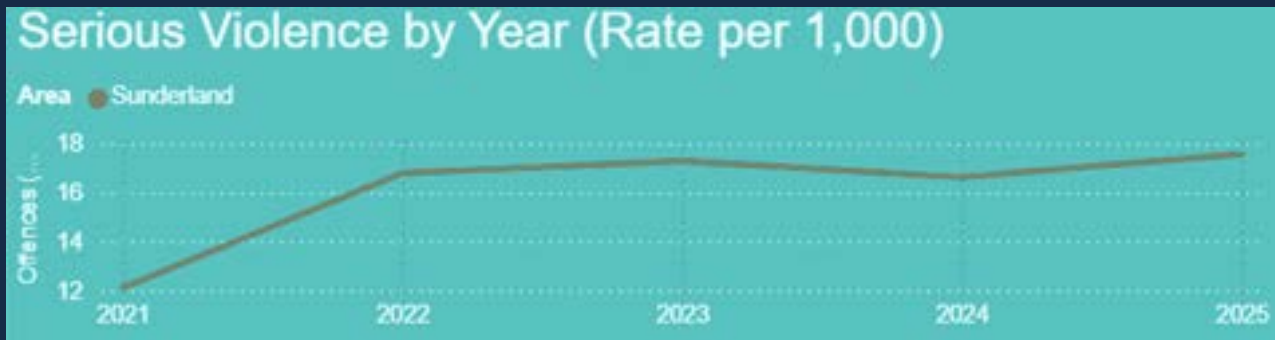
The total cost of crime for South Tyneside in 2025 was £68,37m, a 2% increase compared to 2024. This is equivalent to £451.59 per person in South Tyneside.

The suspects of serious violence in South Tyneside are predominantly males (68.8%), aged 35-39 (15.1%) and of British ethnicity (93.8%), with victims in contrast are predominantly female (62.4%), aged 30-34 (12.7%). This is closely followed by those aged 35-39 (12.5%). White European (80.5%, this includes British/white British) were also the most common ethnicity recorded.



SUNDERLAND

The number of **serious violence offences** has increased to a peak in 2025 in Sunderland (17.57 per 1,000).



The proportion of offences involving or relating to a knife increased in Sunderland up to 2025 (up from 4% of serious violence in 2021 to 6% in 2025).

Youth related serious violence (where suspects were aged 18 and below) has also increased in Sunderland for the most recent period where prior it was showing a decrease up to 2024.

Levels of offences involving a knife have also increased during 2025, with an 20% increase (42 offences).

The total cost of crime for Sunderland in 2025 was £134,35m, this is 2.3% reduction compared to 2024. This is equivalent to £465.53 per person in Sunderland.

The suspects of serious violence in Sunderland are predominantly males (69.6%), aged 30-34 (14.9%) and of British ethnicity (93.8%), with victims predominantly female (62.1%), aged 30-34 (12.9%) and white European (82%, this includes British/white British) were also the most common ethnicity recorded.





NORTHUMBRIA
**POLICE & CRIME
COMMISSIONER**

violence
reduction
unit

STRATEGIC NEEDS ASSESSMENT

Executive Summary 2025/26




www.northumbria-pcc.gov.uk



vru@northumbria-pcc.gov.uk



[@NorthumbriaVRU](https://www.facebook.com/NorthumbriaVRU)

A background image showing a person from behind, wearing a dark hoodie with the text 'northumbria violence reduction unit' printed on it. The person has long, wavy hair. In the background, another person in a police uniform is visible.

northumbria
violence
reduction
unit