



**NORTHUMBRIA
POLICE & CRIME
COMMISSIONER**

**violence
reduction
unit**

Improving lives to prevent crime

SERIOUS VIOLENCE IN NORTHUMBRIA

Strategic Needs Assessment 2022-23 Executive Summary





EXECUTIVE SUMMARY






- Serious violent crime has increased by 15% (3,029 offences) in the 12-months to 31st December 2022 when compared to levels in 2021, with increases seen across local authority areas. This follows a 15% increase in 2021.
- Domestic Abuse continues to account for a third of serious violence offences with 6,907 domestic related offences of the total 22,899, with 78% perpetrated against females.
- During 2022, Newcastle and Northumberland accounted for almost half of the top 100 serious violence hotspot areas. A full breakdown of hotspot areas by local authority area is provided in the appendices.
- Analysis of the top 100 hotspots show that 41 have seen a reduction in the levels of serious violence in 2022 compared to 2021, with a reduction of 442 offences (an average of 10.8 offences). However, 52 hotspots have shown an increase in offences, increasing by 1,395 offences (an average of 26.8 offences). The remaining 7 hotspots remained at the same level of 2022.
- Newcastle City Centre accounted for the top 4 of the top 10 harm hotspots, further illustrating the links to areas linked to the NTE.
- Offences of serious violence where a knife was used in Northumbria rose to the highest levels during the 5-year reporting period. There was a 12% (108 offences) increase in 2022 with 973 offences, above the baseline of 905.
- Offences involving a knife or sharp instrument in Northumbria has a rate of 70 offences per 100,000 population in the 12 months to September 2022. This is below the national rate of 84 offences, and regional rate of 82 offences, and ranks Northumbria at 17th position out of 43 forces nationally.
- In Northumbria you are more likely to be a victim of a Knife Enabled offence if you're aged over 25 years, with two-thirds of all offences in 2022.
- There was a 15% increase in offences perpetrated against a victim under 25 years.
- There was a 25% increase in hospital admissions due to an assault, with 960 admissions. This increase is seen across all local authority areas, with the highest increases seen in South Tyneside and Northumberland, increasing by 52% and 64% respectively. Admissions of under 25s due to an assault also increased over the reporting period by 62 admissions (30%).
- Hospitals admissions with an assault with a sharp object reduced in the 12-months to March 2022 of 9.2% with 138 admissions. Three of the local authority areas showed reductions, with Northumberland seeing the largest reduction of 36% (8 admissions).



EXECUTIVE SUMMARY

- Whilst overall admissions of under 25s for an assault increased during 2021/22, admissions of under 25s for an assault with a sharp object fell by 24% (11 admissions), reducing from 46 admissions in 2020/21 to 35 in 2021/22.
- Possession offences in Northumbria during 2022 increased by 14% (157 offences), potentially attributed to the increase in stop & searches. Possession offences include knives, other offensive weapons, and firearms have all increased.
- During 2022 levels of homicides increased by 16% (3 offences), with a total of 22 homicides. There was more than one homicide in 7 of the 12 months in 2022, with four months recording 3 offences (April, June, September, and December).
- During 2022 the most frequent victim age in Northumbria was 14 years old.
- With offenders/suspects the most frequent age was 32 years old in Northumbria.
- The estimated cost of serious violence in Northumbria in 2022 is £601,778,900.

EXECUTIVE SUMMARY

	2021		2022
Serious Violence	19,860	 15%	22,889
Knife Enabled Serious Violence	865	 12%	973
Hospital Admissions * (FY 2020/21 and 2021/22)	Assault 770	 12%	Assault 960
	Assault with sharp object 152	 9.2%	Assault with sharp object 138
Homicides	19	 16%	22



**NORTHUMBRIA
POLICE & CRIME
COMMISSIONER**

**violence
reduction
unit**

Improving lives to prevent crime

NORTHUMBRIA VRU

STRATEGIC NEEDS ASSESSMENT 2022-23 EXECUTIVE SUMMARY



VRU@NORTHUMBRIA-PCC.GOV.UK



WWW.NORTHUMBRIA-PCC.GOV.UK



[@NORTHUMBRIAVRU](https://www.facebook.com/NORTHUMBRIAVRU)
[@KIMCGUINNESS](https://www.facebook.com/KIMCGUINNESS)



[@NORTHUMBRIAPCC](https://twitter.com/NORTHUMBRIAPCC)



[@PCC_KIM_MCGUINNESS](https://www.instagram.com/PCC_KIM_MCGUINNESS)